



Pudsey Waterloo  
Primary School

Pudsey Waterloo Primary School,  
Victoria Road, Pudsey, West Yorkshire, LS28 7SR

Tel: 01133 230342

Email: [info@waterloo.owlcotesmat.org](mailto:info@waterloo.owlcotesmat.org)

Visit: [pudseywaterloo.co.uk](http://pudseywaterloo.co.uk)

# Welcome to Year 2 2023 - 2024



Miss Bowes




Mrs Jordan

Miss Nesbitt



Mrs  
Watson



Miss  
Breddy

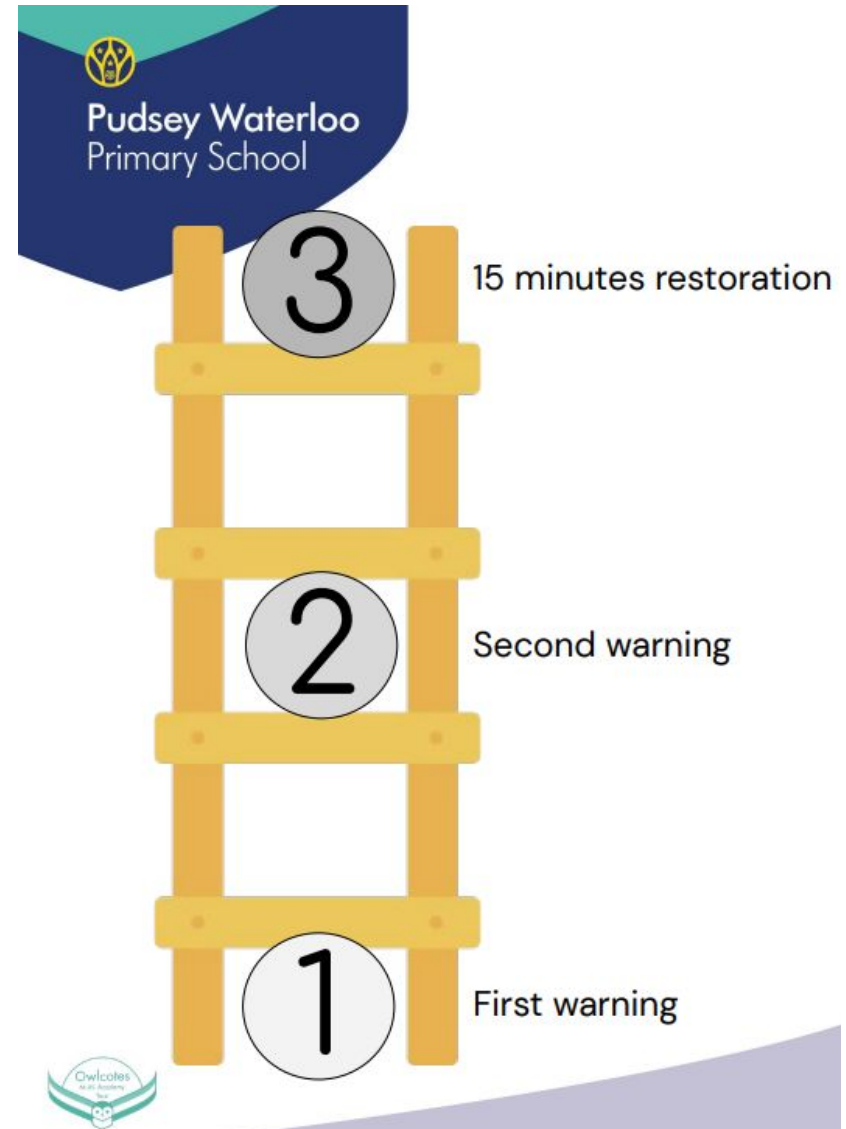
Mrs Nichol

# Morning Routine...

- We are encouraging further independence now the children are in year 2.
- Children need to put their reading books in the boxes on the carpet.
- Children find their seats for their morning activity.
- If you have any messages please let a member of staff know on the door.
- Children are able to bring certificates and trophies in to show the class on a Friday but no toys are allowed to be brought into the school.

# Behaviour system

- Every child starts off the ladder.
- Verbal reminder prior to moving onto level 1.
- Children kept behind after class to discuss actions and next steps.



# School Uniform

Our school uniform colour is a combination of royal blue and grey/black. Most items can be bought from High Street shops. Items marked with a \* below, some of which have the school logo on, are sold at Whitakers Schoolwear (Farsley).

## For girls:

- Grey school skirt/pinafore dress/shorts/trousers or blue and white checked or striped dresses
- White blouse or white/blue polo shirt
- Royal blue sweatshirt\* or cardigan\*, without a hood, either plain or with the Waterloo logo
- Plain short or knee length socks (not over the knee) or black, navy or grey tights

Please note that skirts should be an appropriate length and of a style which allows girls to sit comfortably on the floor. When girls wear shorts, even when these are worn over tights, they should also be of an appropriate length. Three-quarter, calf length, leggings should not be worn.

## For boys:

- Grey shorts or trousers not jogging bottoms
- White/blue shirt or polo shirt
- Royal blue jumper, without a hood, either plain or with the Waterloo logo\*
- Plain socks

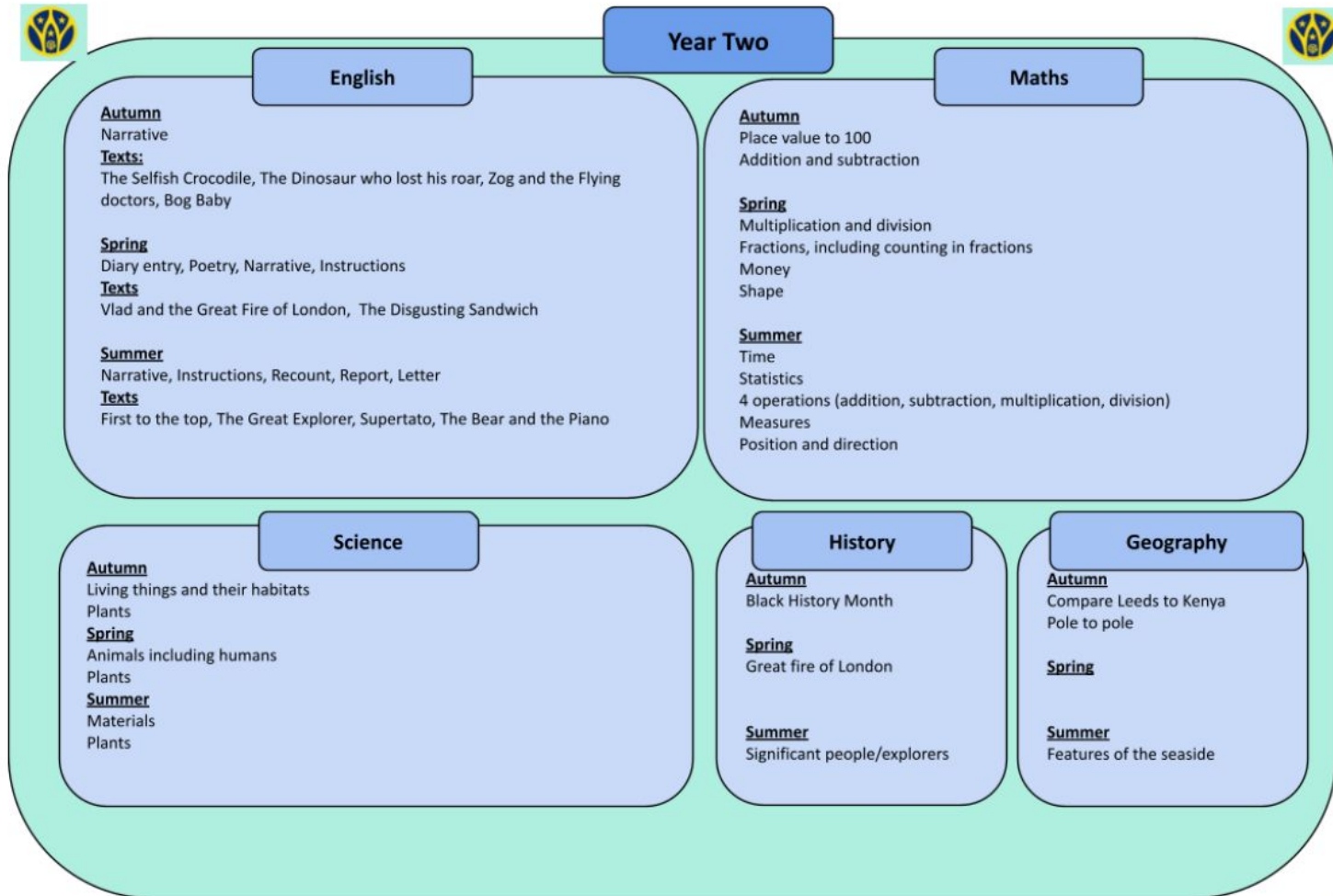
- Footwear for girls and boys should be plain black shoes or trainers. Girls may also wear plain black boots.
- Please name all school uniform.

## Jewellery, Hair Ornaments, Makeup and Nail Varnish

- No jewellery
- Can wear studs in pierced ears, and small objects of religious significance. Children are required to remove these during PE lessons
- Teachers are not permitted to remove earrings.
- Hair bands, ribbons/bows or 'scrunchies' should be plain not too big.
- Make up and nail varnish should not be worn to school.
- The use of styling products should be kept to a minimum and children should not have decorative patterns cut into their hair or have hair coloured or dyed.

# Topics this year

Here is our yearly overview. This will be on our website



# Topics this year

## Art

### Autumn:

Artist study - Romero Britto  
(skill - drawing)

### Spring

African designs (skill -  
collage and textiles)

### Summer

Artist study - Antony  
Gormley (skill - sculpting)

## DT

### Autumn

Theme week focus

### Spring

Design and make a boat  
(skill - joining, cutting,  
measuring)

### Summer

Food preparation  
Puppets (skills - threading,  
joining, stitching)

## PE/Games

These are covered  
throughout the year:

Attack, defend and shoot  
Hit, catch, run  
Send and return  
Dance  
Gymnastics  
Run, jump, throw

## Owlcotes Elements



A healthy mind and body - yoga  
A sense of adventure - den building  
An investigative mind - lego workshop  
A way with words - theatre performance  
An appreciation of art - artist visit  
Confidence to perform - nativity  
Yorkshire pride - seaside visit and Leeds  
study  
Community spirit - links with Red Court  
care home  
Musicality - singing performances  
Sporting spirit - skipping festival and  
Owlcotes cup  
Civic pride - Pudsey walk and Leeds bus  
tour

## Computing

### Autumn

Programming  
Computational Thinking

### Spring

Creativity  
Computer networks

### Summer

Communication  
Collaboration  
Productivity

## Music

### Autumn

Rhyme and song  
Nativity performance

### Spring

Rhyme and song  
Singing in the round  
Drumming and singing  
from other cultures

### Summer

Rhyme and song  
Introduce recorders

## RE and PSHE

### Autumn

Healthy Me  
How is new life welcomed?  
How can we make good  
choices?

### Spring

How and why do people pray?  
What did Jesus teach and how  
did he live?

### Summer

Friendship  
Indoors/outdoors  
How can we look after our  
planet?  
Medicines and me

## Theme Weeks

Enterprise & DT  
week - Wc 17/10

Literature festival -  
Wc 6/2

Adventure week -  
Wc 22/5

Healthy Heart week  
- Wc 10/7

## Visits & visitors

### Autumn

Trip to Gib

Nativity

### Spring

Lego workshop

Tour of Leeds

### Summer

Den building

Scarborough



# Knowledge Organisers

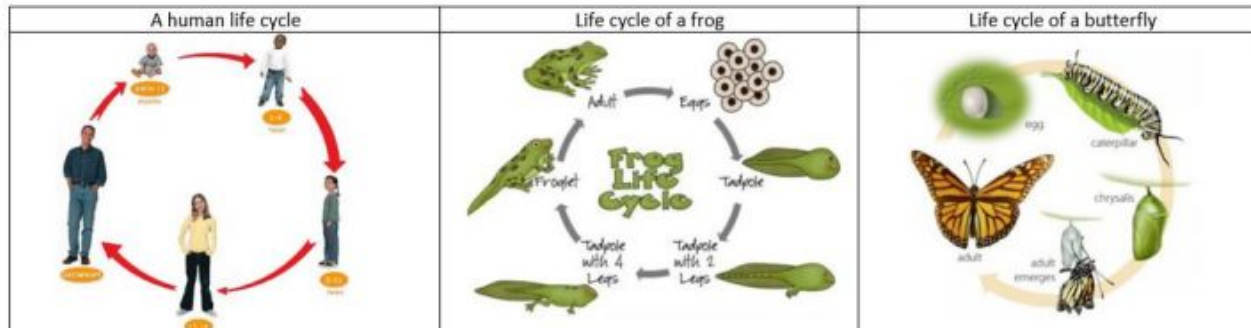


## Year 2 Animals including humans



Tier 3 Vocabulary	Definitions of subject specific words
Human	A living person, a human being.
Offspring	The child of a human or an animal.
Life cycle	These are the stages over time that a living thing goes through during its life.
Diet	The food and drink that a person or animal has. If this is a balanced diet, it has the right amount of each food group.
Nutrition	This includes things in your food. Nutritious food groups include: fruit, vegetables, dairy products and grains.
Hygiene	Keeping clean including washing, brushing your teeth and wearing clean clothes.
Exercise	Activities that improve physical fitness and where you can practice and develop skills to help stay healthy.
Survival	To remain alive and exist.

Important Facts
Animals including humans have offspring that grow into adults.
Humans need to have a varied diet to stay healthy and they also need to exercise.
The levels of exercise that are needed to stay healthy include 30 minutes within school and 30 minutes at home. It is ideal that everyone has 60 minutes of exercise per day.
Humans need to wash regularly to stay clean and hygienic.
Animal lifecycles include: a chicken laying an egg and the egg will then grow into a chicken.
All creatures need water to survive.
Life cycles happen over time.
A human begins life as a baby, grows into a toddler, becomes a teenager, then a grown up.
A frog begins life as an egg, that develops into a tadpole, this grows into a froglet and then into an adult frog.
A butterfly also begins life as an egg, then it turns into a caterpillar, that spins into a chrysalis and the adult hatches as a butterfly.



# Trips and Workshops

We are currently planning these, all visits and visitors are to be confirmed pending costs.

## Autumn term

- Tour of Leeds
- Local Walk
- Trip to watch a performance (November - TBC)

## Spring term

- Lego workshop (January TBC)
- Local Walk

## Summer term

- Den building (May 2024)
- Scarborough (June 2024)
- Skipping festival TBC external organiser

# Home Reading

- Your child will take home a phonically decodable book/level book. In year 2 there will be a mixture of these. These will be changed on a **Tuesday** and **Friday**. To help with improving reading fluency, children will need to read each book once for decoding. Please then read the book again, this time asking questions to support with reading comprehension. Please sign your child's reading log each time they read.
- Please send your child's reading log and reading book into school every day as they will be reading in class. Each time your child reads they will get a stamp in their reading log.
- Your child will also bring home a reading for pleasure book to share with parents which will be changed once a week. Also, children will be visiting the library once a week.

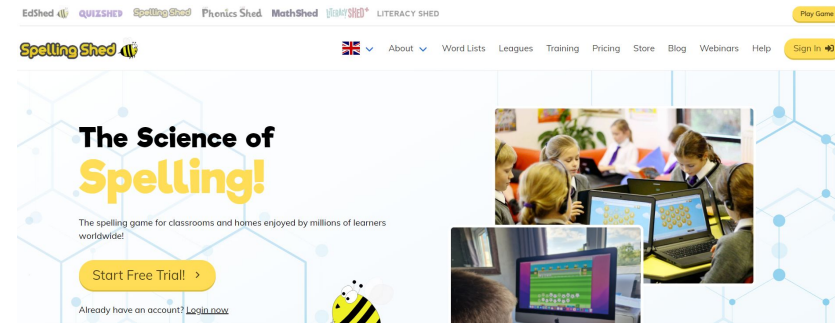
Children that did not achieve the phonics screening check in year 1 will resit this in June 2024.

# Homework

- This will be set on a **Thursday** to be completed by the following **Monday**. Children will get:
  - Spellings will be set online on Spelling Shed
  - Maths will be set online on Maths Shed.

For the above the children will have a username and login to access these.

- Children will have access to reading buddy - username and passwords to be sorted.



We use cookies to enhance your experience on our website. By clicking 'continue' or by continuing to use our website, you are agreeing to our use of cookies. You can change your cookie settings at any time.

Oxford Reading Buddy

Region: Europe

Help Teacher login Student login

A coach for children  
and a friend to teachers

Give every child a virtual reading service that develops deeper comprehension skills and makes reading fun!


Find out more



Introducing...



# P.E.

- PE takes place on a Monday this half term – children are to come into school wearing appropriate sports clothes and footwear.
  - Children must bring a water bottle.
  - Note: Our PE day will change after half term.
- 
- A blue decorative triangle is located in the bottom-left corner of the slide, pointing towards the center.

# PE kit

## P.E. Kit

Children in school will have a designated PE day for which they will come to school in their games/PE kit.

Children need to wear:


- Plain black/navy tracksuit (or the blue Waterloo branded hoodie)
- Plain white t shirt (or the blue Waterloo branded t.shirt)
- Outdoor trainers
- Plain black/navy shorts of an appropriate length (Summer term)
- Remove earrings on designated PE days - if newly pierced they can be covered (e.g. with plasters or tape) until they are able to be removed. Please do this at home.
- Tie up long hair.
- Please name all PE kit.

# Extra information


## Parents Evening

- Tuesday 17th October
- Wednesday 18th October

## Theme Weeks

- W/c 23rd October - ART Week
  - W/c 5th February - Owlcoates Literature Festival
  - W/c 11th March - Science Week
  - W/c 20th May - Adventure Week
  - W/c 8th July - Healthy Heart Week
- 
- A blue decorative triangle with a gradient and a fine grid pattern, located in the bottom-left corner of the slide.


# SATs Information

- SATs are now non statutory from this academic year 2023. Due to the children having completed a baseline in Reception.
  - As a MAT we will confirm if we are going to them as a form of assessment. This will be confirmed at another date.
- 
- A blue decorative triangle is located in the bottom-left corner of the slide, pointing towards the top-right.



# Any Questions...

- If you have any questions or concerns about your child, please email us as it can be tricky to speak at drop off and pick up times.



# Safeguarding Team

We have a pastoral team at Pudsey Waterloo that are based in the Rainbow Room. They are Sue Yearby, Nikki Jordan and Debbie Webb.

The Rainbow Room team are all Safeguarding officers. If you have a concern about a child's safety, please contact the school and ask to speak to a member of the rainbow room team.



# Friends of Waterloo

Friends of Waterloo is a PTA group ran by parents and carers who organise fundraising events throughout the year.

If you are interested in being part of Friends of Waterloo or would like more information please see contact the chair.

There will be a meeting held on the second Monday of every month.

E mail [friendsofwaterloo2020@yahoo.com](mailto:friendsofwaterloo2020@yahoo.com) or find us on Facebook.